



Carroll Tigers 1995 Senior Career Statistics

Eric Nagl




Years	G	AB	R	H	2B	3B	HR	RBI	SB	SO	BB	HP	AVG	SO%	OB%	SLG%
1995	26	69	2	26	9	0	2	18	1	10	14	4	0.377	0.115	0.506	0.594
1993	27	88	0	35	7	1	0	21	0	9	5	7	0.000	0.090	0.470	0.500
1992	15	9	4	4	2	0	0	4	1	2	5	0	0.000	0.143	0.643	0.667
Career		166	6	65	18	1	2	43	2	21	24	11	0.392	0.104	0.498	0.548

Eric Badding




Years	G	AB	R	H	2B	3B	HR	RBI	SB	SO	BB	HP	AVG	SO%	OB%	SLG%
1995	23	55	7	18	7	0	0	4	1	12	14	2	0.327	0.169	0.479	0.455
1994	25	70	17	24	7	0	2	20	0	15	10	0	0.343	0.188	0.425	0.529
1993	3	3	0	0	0	0	0	0	0	1	0	0	0.000	0.333	0.000	0.000
Career		128	24	42	14	0	2	24	1	28	24	2	0.328	0.182	0.442	0.484

Brian Miller




Years	G	AB	R	H	2B	3B	HR	RBI	SB	SO	BB	HP	AVG	SO%	OB%	SLG%
1995	18	40	5	10	1	0	0	1	6	14	8	2	0.250	0.280	0.400	0.275
1993	3	1	0	0	0	0	0	1	0	0	1	0	0.000	0.000	0.500	0.000
Career		41	5	10	1	0	0	2	6	14	9	2	0.244	0.269	0.404	0.268

Joe Lappe



Years	G	AB	R	H	2B	3B	HR	RBI	SB	SO	BB	HP	AVG	SO%	OB%	SLG%
1995	11	1	10	0	0	0	0	0	6	0	0	0	0.000	0.000	0.000	0.000
1994	4	4	1	1	1	0	0	0	1	1	0	0	0.250	0.250	0.250	0.500
Career		5	11	1	1	0	0	0	7	1	0	0	0.200	0.200	0.200	0.400

Joe Owen




Years	G	AB	R	H	2B	3B	HR	RBI	SB	SO	BB	HP	AVG	SO%	OB%	SLG%
1995	4	3	0	0	0	0	0	0	0	2	0	0	0.000	0.667	0.000	0.000
1994	1	3	0	1	0	0	0	0	0	1	0	0	0.333	0.333	0.333	0.333
Career		6	0	1	0	0	0	0	0	3	0	0	0.167	0.500	0.167	0.167

Years	W	L	S	IP	BF	H	R	ER	SO	BB	ERA	GS	WHIP	CG	AP
1995	1	3	0	29.3		38	27	24	23	29	5.728	3	2.284	3	7
1994	1	2	0	18.7		27	16	13	9	7	4.87	2	1.821	1	4
1993	0	1	1	3.3		8	8	1	1	0	2.10	1	2.402	0	2
Career	2	6	1	51	0	73	51	38	33	36	5.182	6	2.124	4	13

Jason Beyer

Years	G	AB	R	H	2B	3B	HR	RBI	SB	SO	BB	HP	AVG	SO%	OB%	SLG%
1995	5	6	1	0	0	0	0	0	0	4	0	0	0.000	0.667	0.000	0.000
1994	3	3	0	0	0	0	0	0	0	2	1	0	0.000	0.500	0.250	0.000
Career		9	1	0	0	0	0	0	0	6	1	0	0.000	0.600	0.100	0.000

Josh Tan Creti

Years	G	AB	R	H	2B	3B	HR	RBI	SB	SO	BB	HP	AVG	SO%	OB%	SLG%
1995	24	69	6	14	1	0	1	8	5	23	10	1	0.203	0.288	0.313	0.261
1994	15	39	6	15	3	0	0	9	3	6	3	0	0.385	0.143	0.429	0.462
1993	6	2	0	0	0	0	0	0	0	1	2	1	0.000	0.200	0.600	0.000
1992	2	1	0	0	0	0	0	0	0	0	0	0	0.000	0.000	0.000	0.000
Career		111	12	29	4	0	1	17	8	30	15	2	0.261	0.234	0.359	0.324

Years	W	L	S	IP	BF	H	R	ER	SO	BB	ERA	GS	WHIP	CG	AP
1995	1	6	0	45.7		44	36	29	41	47	4.445	8	1.993	2	8
1994	2	6	0	48.3		52	65	45	33	58	6.52	8	2.276	4	11
Career	3	12	0	94	0	96	101	74	74	105	5.511	16	2.138	6	19